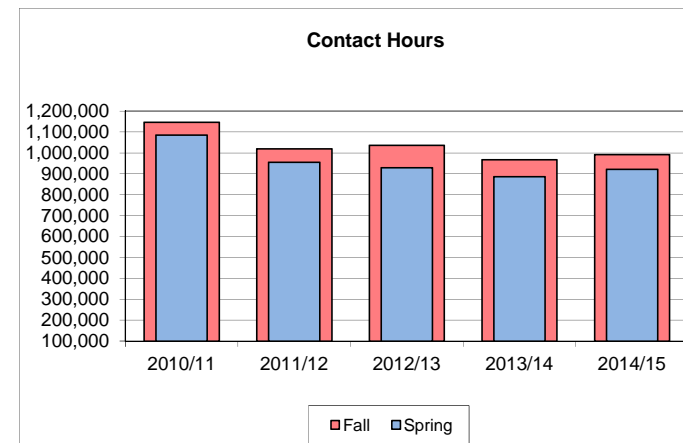
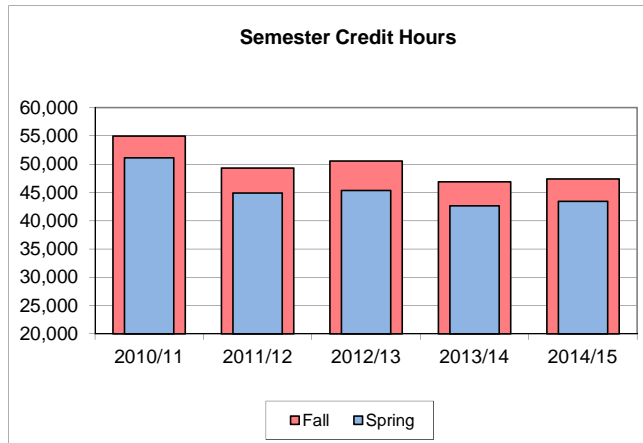
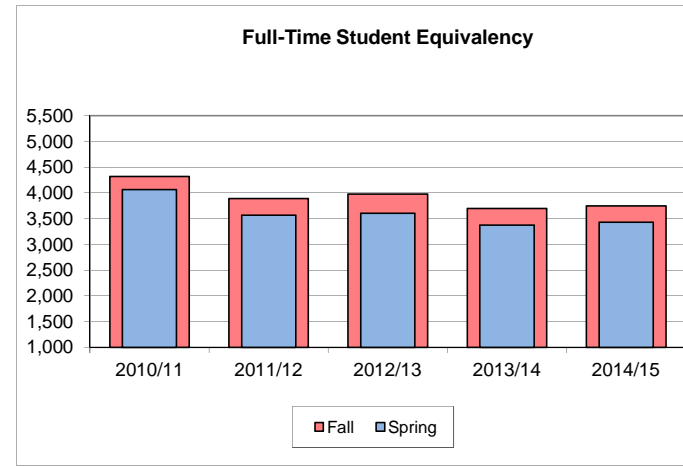
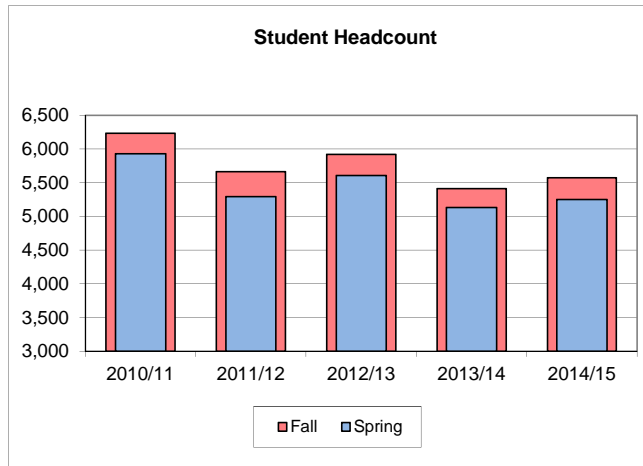


## SWTJC Student Headcount, Full-time Equivalency and Semester Credit and Contact Hours

Fall					
	2010/11	2011/12	2012/13	2013/14	2014/15
Headcount	6,235	5,664	5,920	5,410	5,572
Contact Hours	1,146,864	1,018,688	1,036,308	967,360	992,352
Semester Credit Hours	54,950	49,327	50,527	46,864	47,406
FTE	4,319	3,893	3,977	3,698	3,750

Spring					
	2010/11	2011/12	2012/13	2013/14	2014/15
Headcount	5,928	5,295	5,606	5,133	5,250
Contact Hours	1,085,112	955,232	928,816	886,288	920,832
Semester Credit Hours	51,114	44,924	45,376	42,635	43,442
FTE	4,061	3,568	3,603	3,374	3,430



Source: THECB CBM001 and CBM004 Certified Reports  
FTE - FT students plus semester credit hours of PT students divided by 12.